

Online Feedback on Curriculum by Teachers 2022 - 2023

Department of Commerce

Introduction

The Department of Commerce, guided by the Internal Quality Assurance Cell (IQAC), oversees the comprehensive assessment of curriculum feedback. The valuable insights provided by teachers' feedback serve as a mirror reflecting the inherent strengths and weaknesses of the curriculum.

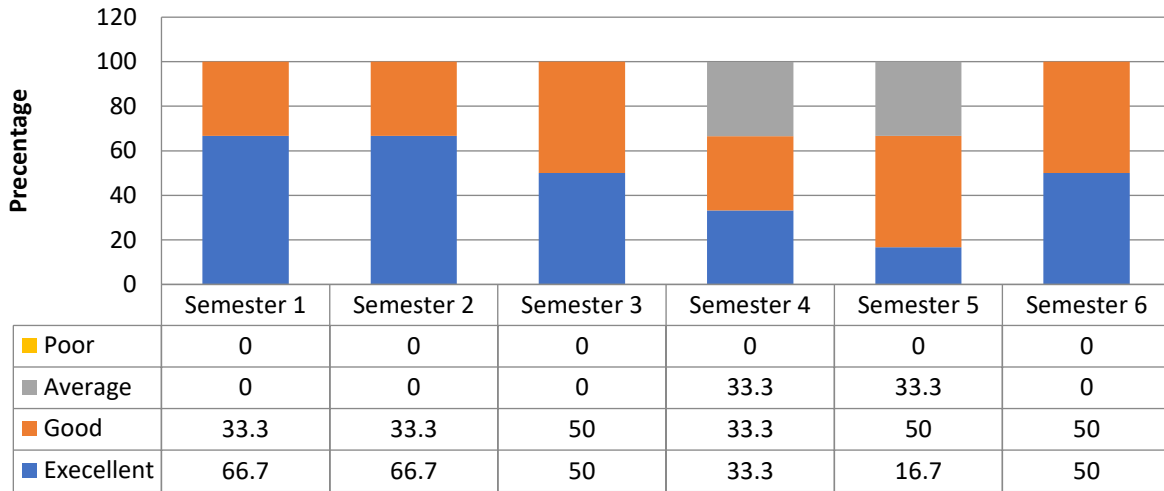
The Department of Commerce conducted an online Teachers feedback about Curriculum for the Academic year 2022 – 2023

Following Questions Asked to teacher about the Curriculum

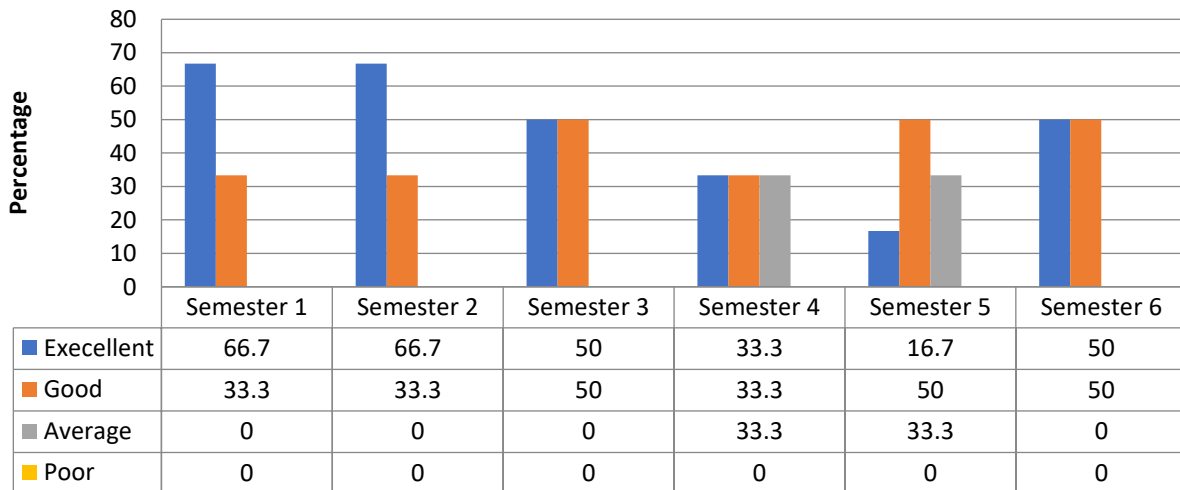
Q1	Contemporary nature of the syllabus
Q2	Content adequacy to the syllabus
Q3	Suitability of syllabus for both slow and fast learners
Q4	Allocation of credits to syllabus in the course
Q5	Time framework of the syllabus during the semester
Q6	Weightage given to theory and practical
Q7	Availability of standard textbooks for the coverage of the syllabus
Q8	Job readiness capability of syllabus
Q9	Value content of the syllabus in making the students good citizens

Suggestion: Syllabus revision is required.

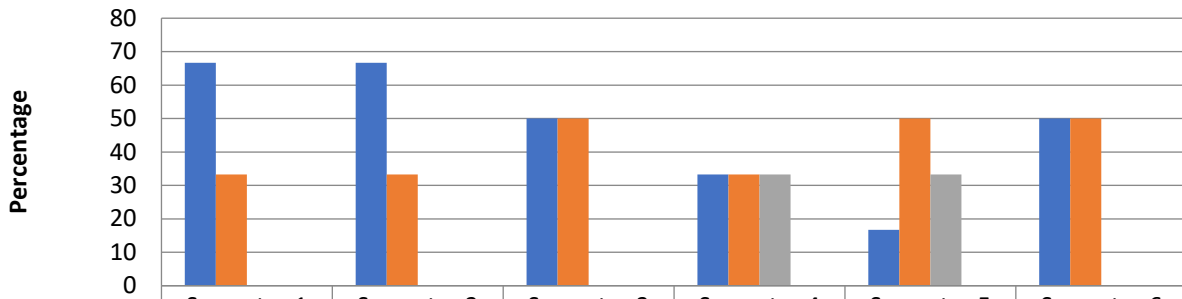
Contemporary Nature of Syllabus



Content Adequacy to the Syllabus

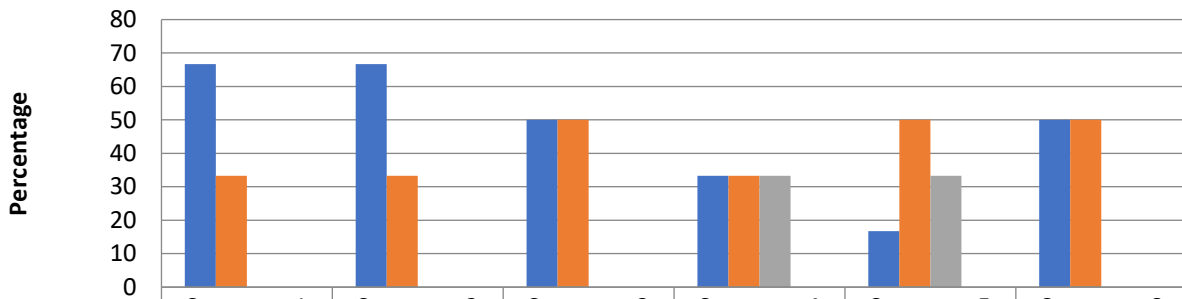


Suitability of students for slow & fast learner



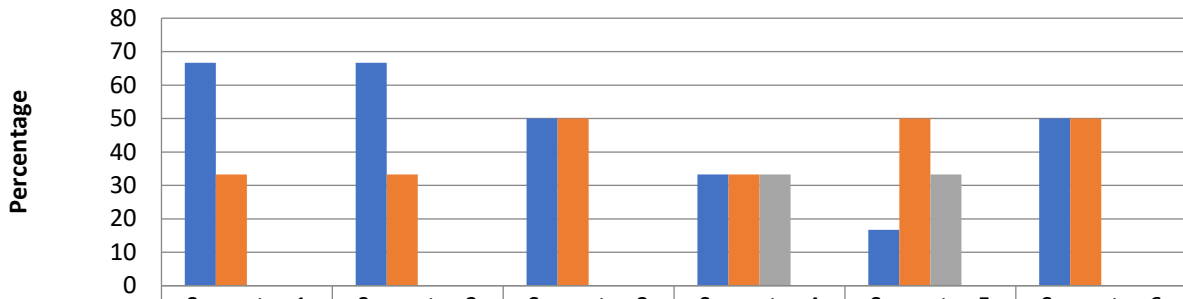
	Semester 1	Semester 2	Semester 3	Semester 4	Semester 5	Semester 6
Excellent	66.7	66.7	50	33.3	16.7	50
Good	33.3	33.3	50	33.3	50	50
Average	0	0	0	33.3	33.3	0
Poor	0	0	0	0	0	0

Allocation of credits of syllabus



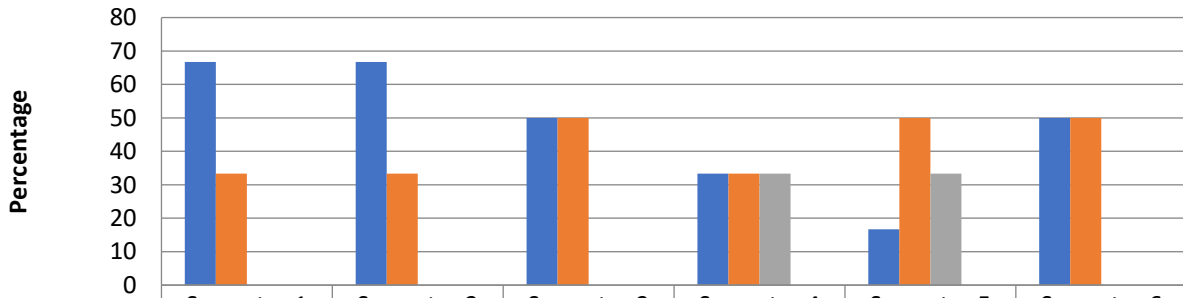
	Semester 1	Semester 2	Semester 3	Semester 4	Semester 5	Semester 6
Excellent	66.7	66.7	50	33.3	16.7	50
Good	33.3	33.3	50	33.3	50	50
Average	0	0	0	33.3	33.3	0
Poor	0	0	0	0	0	0

Time Frame work of the syllabus



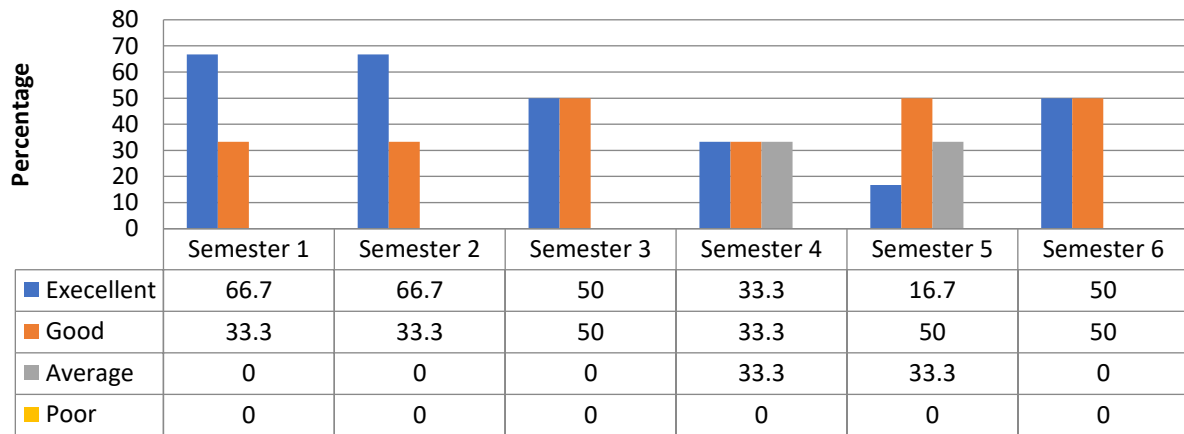
	Semester 1	Semester 2	Semester 3	Semester 4	Semester 5	Semester 6
■ Excellent	66.7	66.7	50	33.3	16.7	50
■ Good	33.3	33.3	50	33.3	50	50
■ Average	0	0	0	33.3	33.3	0
■ Poor	0	0	0	0	0	0

Weighted Given to theory and practical

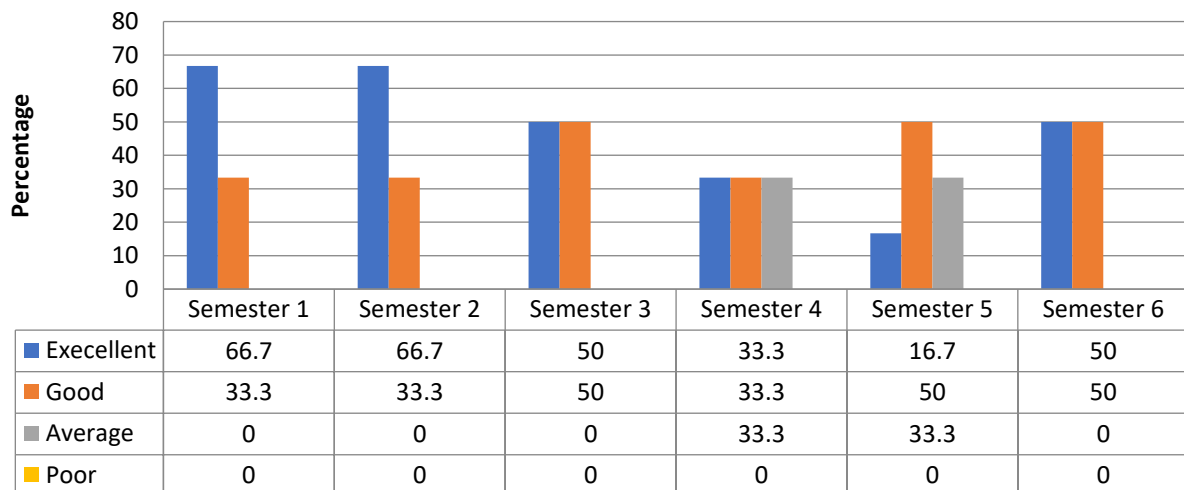


	Semester 1	Semester 2	Semester 3	Semester 4	Semester 5	Semester 6
■ Excellent	66.7	66.7	50	33.3	16.7	50
■ Good	33.3	33.3	50	33.3	50	50
■ Average	0	0	0	33.3	33.3	0
■ Poor	0	0	0	0	0	0

Availability of starndard textbookfor the coverage of the syllabus



Job Readiness capability



value contain of syllabus in making the students good citizen

